



lumini Solucoes em Iluminacao LTDA
www.lumini.com.br
Email:laboratorio@lumini.com.br
Tel:+55 11 3437-5555 Fax:+55 11 3437-5555
Address:Rua Ferreira Viana, 716 - Socorro - São Paulo/SP

lumini

LumCAT:

Luminaire: led line perfil 24V ww e lp 12W

LampCAT: modulo led line 24W/m 24Vdc 30K irc 90

Ballast type: led line driver 24V

Report No:

Voltage(V): 127.7300

Test No:

Current(A): 0.1340

Number of Lamps: 1

Power (W): 14.6200

Lamp flux(lm): 1078.0

PF: 0.8560

Length(mm): 500

Width(mm): 30

Phm Type: C

Height(mm): 0

Photometric Results

Lumens(lm): 654.01, Efficiency(%): 60.67% , Luminous Efficacy(lm/W): 44.73

Central intensity(cd): 200.914, Maximum intensity(cd): 231.908

Angle of maximum intensity: C=0.0 γ =28.0

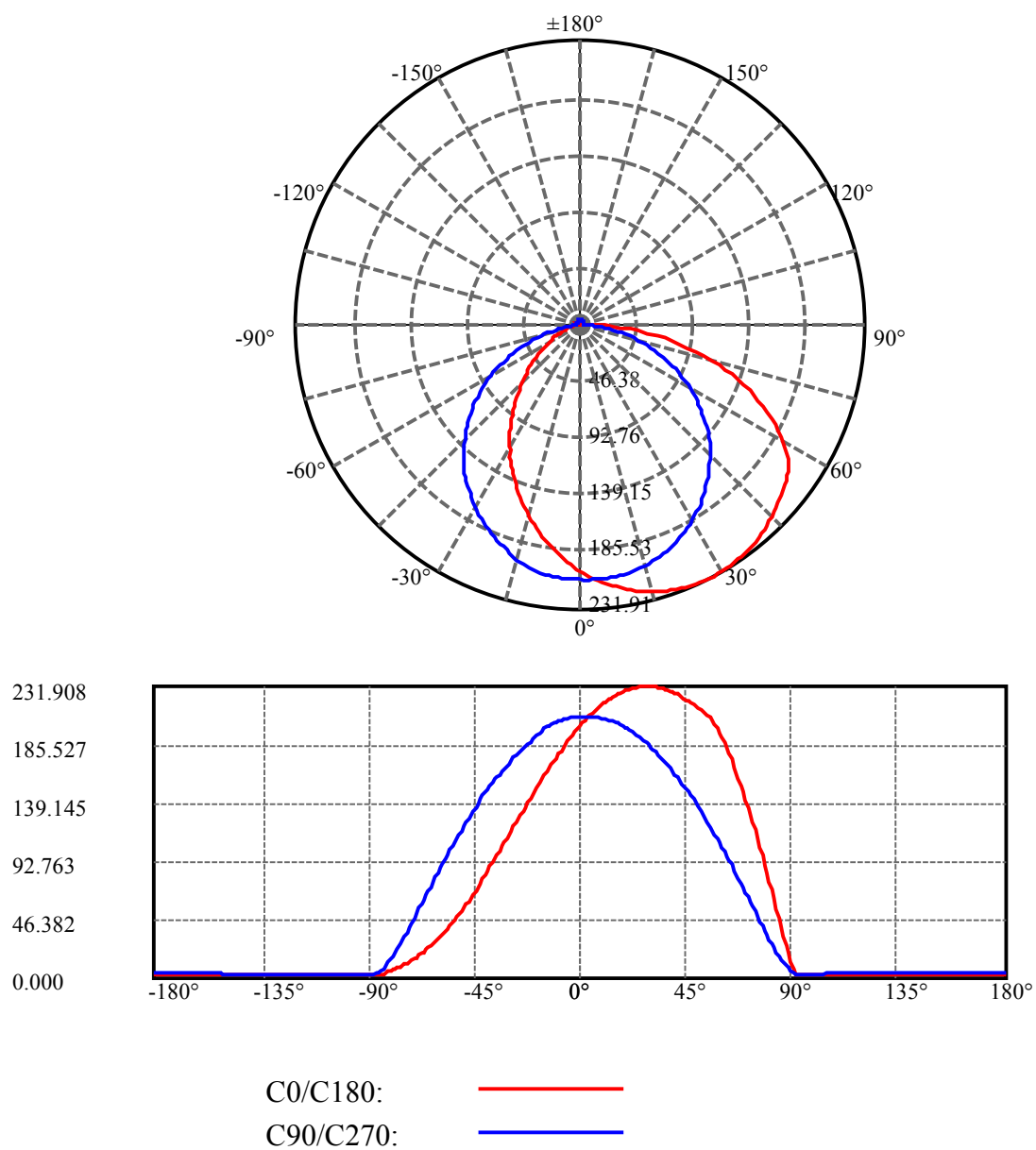
Beam angle of C0 plane : 103.67

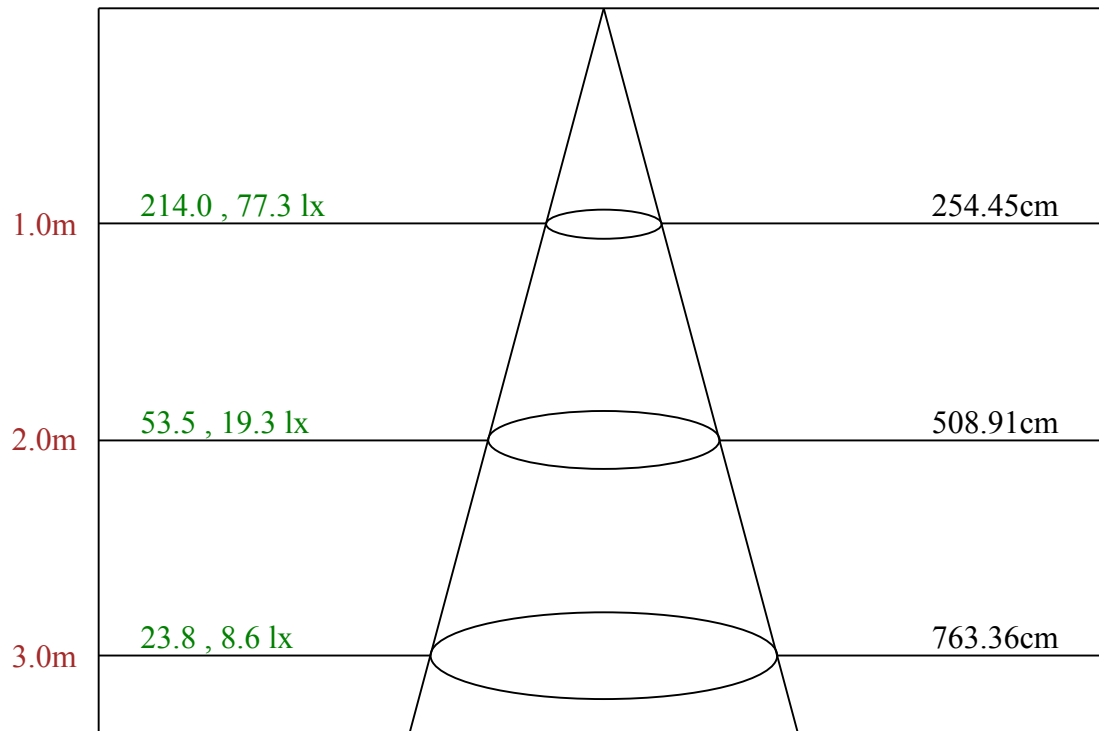
Aveage BeamAngle(IEC 61341):114.53

Equipment: equipamento lumini
Temperature(°C): 25.5

Date: 29/04/2025
Humidity(%): 64.0%

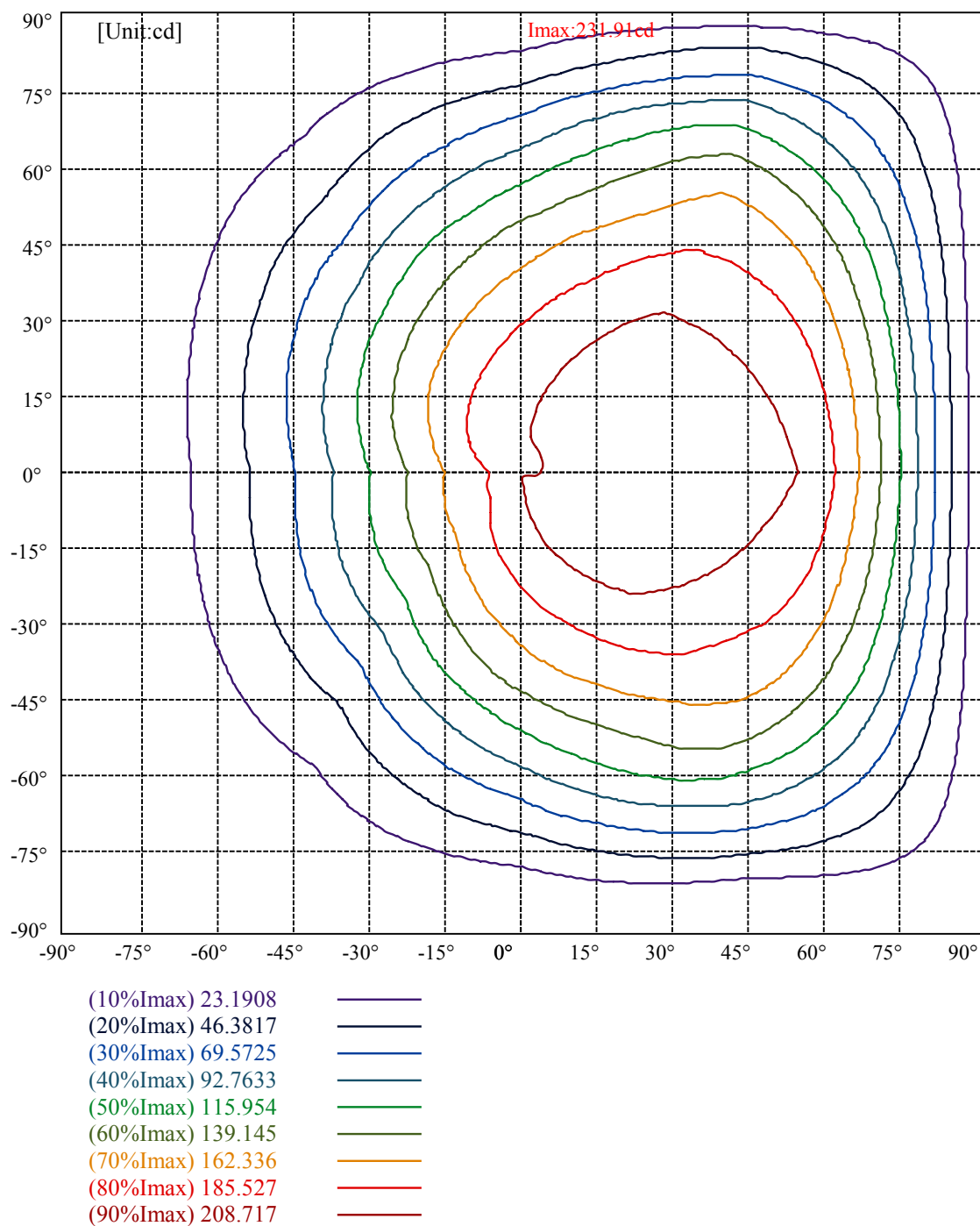
Operator: 01
Distance(m): 6.90





Max , Ave

Beam angle of C0 plane 103.67



lumini

Luminance Limiting Curve(no luminous side)

Appendix Page: 5 Total:6

Luminance Table

γ	45	50	55	60	65	70	75	80	85
C0	20837	22294	24105	25563	26421	27599	28733	29446	31283
C45	19099	19988	21122	22732	24844	26718	27777	29574	35944
C90	14180	14147	13978	13908	13504	13271	12595	11826	11217

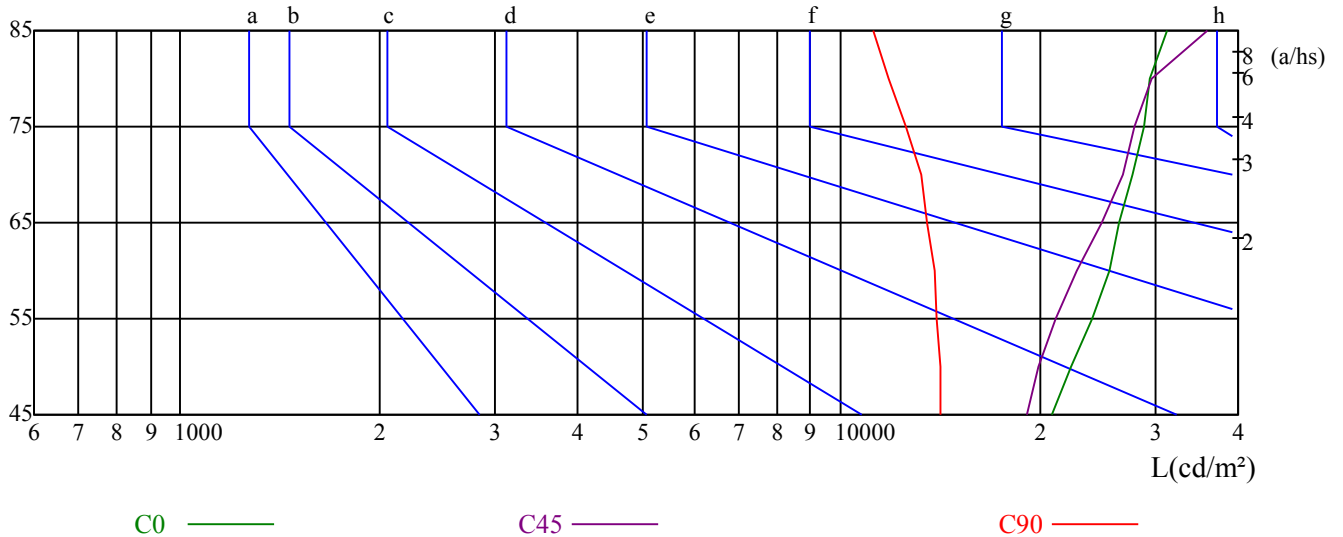
L(Hor)(65)	L(Ver)(65)	L45(65)	L(Hor)(75)	L(Ver)(75)	L45(75)	L(Hor)(85)	L(Ver)(85)	L45(85)
14972	11949	13802	15666	10148	13425	16552	7302	12373

Glare Table

Glare	Quality	Service Values Illuminance(lx)							
1.15	A	2000	1000	500	≤ 300				
1.5	B		2000	1000	500	≤ 300			
1.85	C			2000	1000	500	≤ 300		
2.2	D				2000	1000	500	≤ 300	
2.55	E					2000	1000	500	≤ 300
		a	b	c	d	e	f	g	h

Luminance Limiting Curve

$\gamma(^{\circ})$



Equipment: equipamento lumini
Temperature($^{\circ}\text{C}$): 25.5

Date: 29/04/2025
Humidity(%): 64.0%

Operator: 01
Distance(m): 6.90

Illumination assessment according UGR											
Rf of Ceiling	70	70	50	50	30	70	70	50	50	30	
Rf of Wall	50	30	50	30	30	50	30	50	30	30	
Rf of Floor	20	20	20	20	20	20	20	20	20	20	
Room dimensions		Viewed crosswise					Viewed endwise				
X	Y										
2H	2H	25.09	26.71	25.49	27.08	27.47	23.00	24.61	23.40	24.99	25.37
	3H	27.57	29.04	27.99	29.44	29.85	24.86	26.33	25.28	26.73	27.14
	4H	28.61	30.00	29.05	30.41	30.84	25.56	26.95	26.00	27.36	27.79
	6H	29.50	30.80	29.95	31.22	31.68	26.09	27.39	26.54	27.81	28.27
	8H	29.85	31.10	30.30	31.53	31.99	26.26	27.51	26.71	27.94	28.40
	12H	30.10	31.31	30.56	31.75	32.22	26.36	27.56	26.82	28.00	28.47
4H	2H	25.94	27.33	26.38	27.74	28.17	24.50	25.89	24.94	26.30	26.73
	3H	28.59	29.79	29.05	30.23	30.70	26.57	27.76	27.03	28.20	28.67
	4H	29.83	30.90	30.31	31.37	31.87	27.47	28.54	27.95	29.00	29.50
	6H	30.84	31.79	31.34	32.28	32.79	28.10	29.05	28.60	29.54	30.05
	8H	31.28	32.17	31.79	32.67	33.19	28.34	29.23	28.85	29.72	30.25
	12H	31.64	32.47	32.15	32.96	33.52	28.51	29.34	29.02	29.83	30.39
8H	4H	30.24	31.14	30.76	31.63	32.16	28.33	29.22	28.84	29.71	30.24
	6H	31.45	32.20	31.98	32.71	33.27	29.21	29.96	29.74	30.47	31.03
	8H	32.07	32.73	32.62	33.28	33.83	29.63	30.29	30.18	30.85	31.40
	12H	32.56	33.12	33.12	33.67	34.24	29.92	30.48	30.48	31.03	31.60
12H	4H	30.29	31.12	30.81	31.61	32.18	28.48	29.31	29.00	29.80	30.36
	6H	31.62	32.28	32.17	32.83	33.38	29.54	30.20	30.09	30.76	31.31
	8H	32.27	32.83	32.83	33.39	33.95	30.04	30.60	30.60	31.15	31.72
Variation with the observer position at spacings:											
S = 1.0H		0.2/-0.7					0.2/-0.9				
S = 1.5H		0.4/-0.6					0.5/-0.7				
S = 2.0H		0.4/-0.7					0.6/-0.4				
Standard tables:		BKBF					BKBF				
Uncorrected UGR		13.3					15.8				

依据CIE Publ. 117 计算 UGR, S/H = 0.25